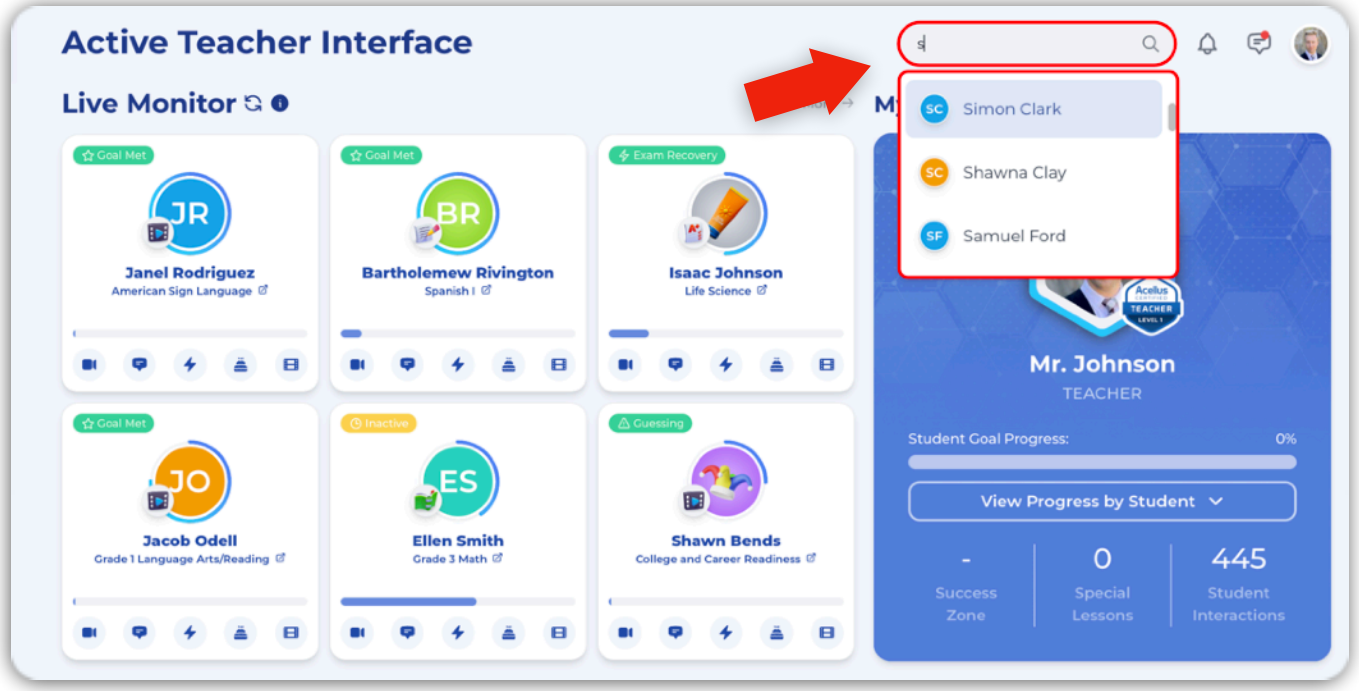


## ACELLUS TUTORIAL

# Course Modes

Acellus courses can be switched into several different modes. As the teacher you have the ability to select the type of instruction you feel best fits your individual student's needs. This tutorial will guide you through the process of adjusting the course modes for students in Acellus.

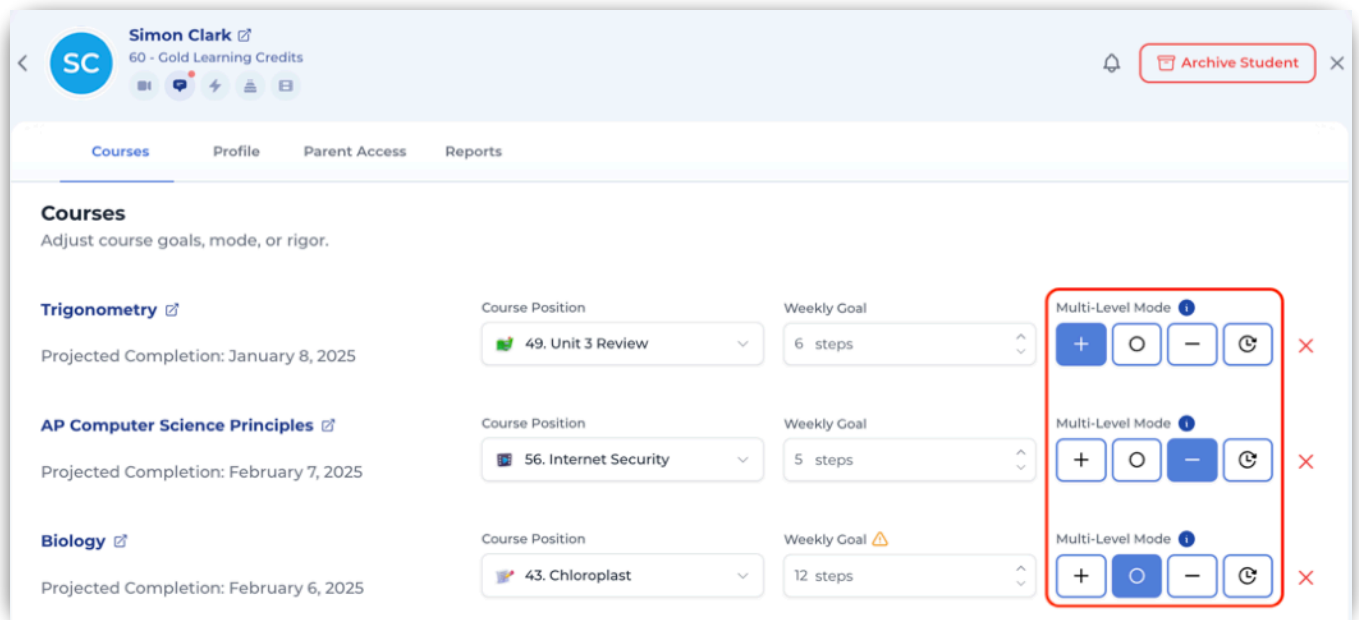
Start by locating the student account by using the search bar positioned at the upper right corner of your screen.



On the student's report card, click the **'Student Account'** button, again located at the top right hand side of the screen.



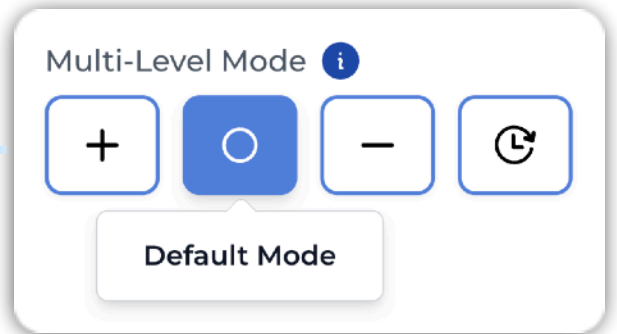
Within the **'Courses'** tab, you will see listed all the courses the student currently enrolled in. You will find the **"Multi-Level Mode"** settings displayed on the right.



*Note: The course modes can be adjusted at any time and students will continue to receive standards-based content, regardless of the course mode you select.*

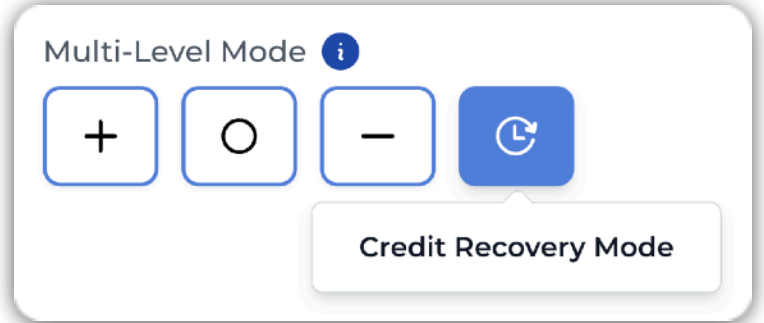
### Default Mode

This is the standard version of the course.



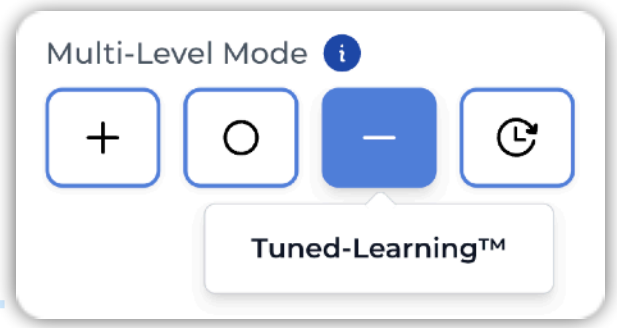
### Credit Recovery Mode

This level is designed specifically for High School students in need of Credit Recovery for their core classes. Only the most-critical lectures are assessed, while all of the prerequisites for success are included. To help students retain the information they learn, there is a 40-step weekly limit on High School Core courses.



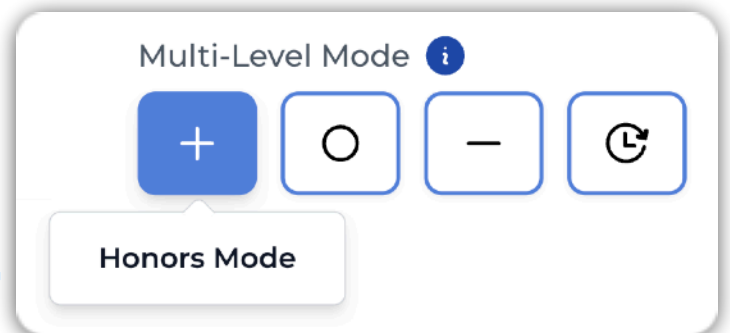
### Tuned-Learning™ Mode (TL Mode)

This is a special mode in Acellus that has been created to accelerate students' progress through a course. This mode has been found to be very effective with students in special education or students requiring extra academic support. Courses delivered in TL mode still expose students to all standards-based content, but with an emphasis on concepts most crucial for the students' success.

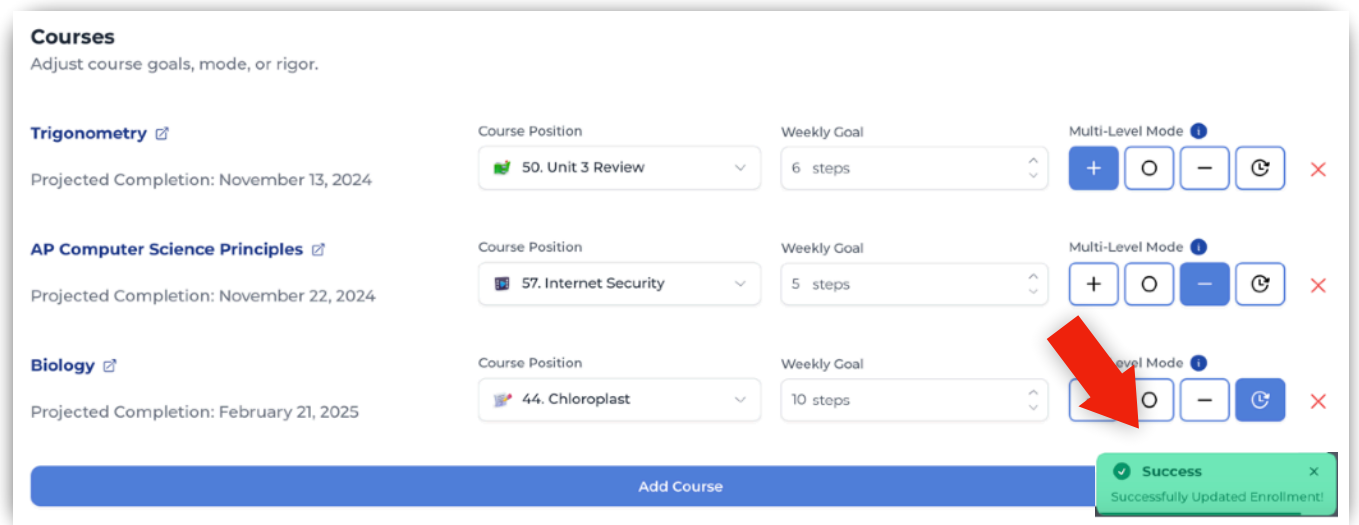


### Honors Mode

This level provides more comprehensive lectures and increased rigor. It is geared towards gifted students and will help them prepare for college or other technical careers.



Clicking any of the four buttons will update the student's course to the mode you select.



*Note: Students are **never** notified when changes are made to a course mode.*

In addition to adjusting student's course modes when you feel it would be beneficial, you may also receive suggestions from Acellus to adjust course modes on the Live Monitor.

Teachers are notified when Acellus determines a student may benefit more from another course mode. This can happen if a student is in the Honors mode and struggling or in the Tuned-Learning™ mode and isn't being challenged.

These suggestions will only take effect if a teacher clicks **'Approve Action'**, otherwise, the course mode will remain the same.

